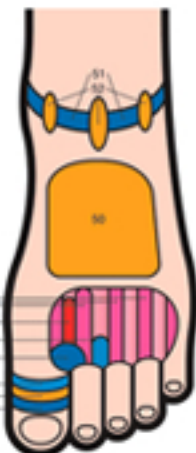
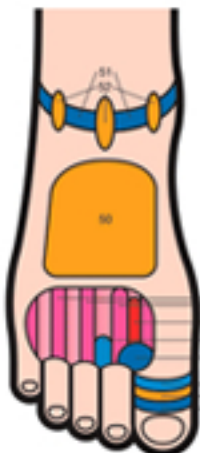
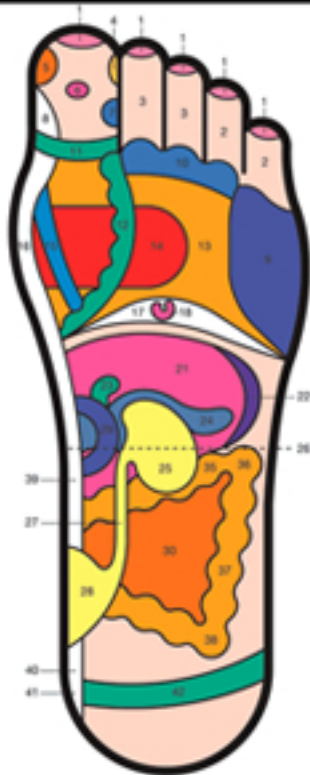


# REFLEXOLOGY CHART



1. Brain
2. Sinuses/Outer Ear
3. Sinuses/Inner Ear/Eye
4. Temple
5. Pineal/Hypothalamus
6. Pituitary
7. Side of Neck
8. Cervical Spine
9. Shoulder/Arm
10. Neck/Helper to Eye, Inner Ear, Eustachian Tube
11. Neck/Thyroid/Parathyroid/Tonsils
12. Bronchial/Thyroid Helper
13. Chest/Lung
14. Heart
15. Esophagus

16. Thoracic Spine
17. Diaphragm
18. Solar Plexus
19. Liver
20. Gallbladder
21. Stomach
22. Spleen
23. Adrenals
24. Pancreas
25. Kidneys
26. Waist Line
27. Ureter Tube
28. Bladder
29. Duodenum
30. Small Intestine
31. Appendix



32. Ileocecal Valve
33. Ascending Colon
34. Hepatic Flexure
35. Transverse Colon
36. Splenic Flexure
37. Descending Colon
38. Sigmoid Colon
39. Lumbar Spine
40. Sacral Spine
41. Coccyx
42. Sciatic Nerve
43. Upper Jaw/Teeth/Gums
44. Lower Jaw/Teeth/Gums
45. Neck/Throat/Tonsils/Thyroid/Parathyroid
46. Vocal Chords

47. Inner Ear
48. Lymph/Breast/Chest
49. Chest/Breast/Mammary Glands
50. Mid-Back
51. Fallopian Tube/Vas Deferens/Seminal Vesicle
52. Lymph/Grain
53. Nose
54. Thymus
55. Penis/Vagina
56. Uterus/Prostate
57. Chronic Area-Reproductive/Rectum
58. Leg/Knee/Hip/Lower Back Helper
59. Hip/Sciatic
60. Ovary/Testes

